

Southern Sierra Council at Camp Three Falls

2020 CAMPORALL



8/14/2020



“Time for the Challenge”

On behalf of the 2020 Camporall Committee, we welcome all Scouts to the Spring Camporall the weekend of August 14 - 16 at Camp Three Falls. HAVE FUN.

Camporall Chairman

Chuck Monaco

2020

“TIME FOR THE CHALLENGE” HANDBOOK

REGISTRATION DEADLINE: FRIDAY, AUGUST 7TH REGISTER ONLINE!

Table of Contents

DAILY SCHEDULE3
 CAMPORALL SCORED ACTIVITIES..... 5
 AWARDS & SCORING 6
 ACTIVITIES..... 8
 LOGISTICS AND OPERATIONS 11
 PROHIBITIONS 13
 ADULT MENU 14
 ACTIVITY LOCATION MAP 15
 DIRECTIONS TO CAMP 19

Forms

CAMPFIRE SKIT RESERVATION 16
 PATROL/DEPARTURE INFORMATION 17
 UNIT REGISTRATION 18
 PARENTAL CONSENTS 20-22
 BSA ARCHERY PERMISSION... 20
 BSA CA FIREARMS PERMISSION..... 21
 BSA ACTIVITY CONSENT 22
 ROSTER..... 23-24

Staff

CAMPORALL CHAIRMAN	Chuck Monaco
COUNCIL PRESIDENT	Stephen Boyle
COUNCIL COMMISSIONER	Cindy Basham
SSC STAFF	Randy Saunders DE, Blake Neddleton DA, Greg Etheridge SA
VOICE OF CAMPORALL / M.C	Chuck Monaco
ACTIVITY/ Program Coordinator	Chuck Monaco – Volunteers from all participating Units
AWARD TEAM	Sheri Stringer, Josh Rogers
HEALTH & SAFETY/First Aid	Gabe Perez
OA Lodge Chief and OA Lodge Adviser	Tucker Monaco and Bill Hurley
FOOD SERVICES	Chef Heather Howard, Irene Rodriquez
TRADING POST	Council Office
REGISTRATION	Cindy Bashim and John Wagner
SHOOTING SPORTS	Jeremy Brown and Randal Mapstead
PARKING	Brian Swidecki, Amy Swidecki
CLIMBING TOWER - Ventura Council	Mark Johnson, BSA Climbing Director
CAMPORALL COMMITTEE	Chuck Monaco, Stacey Hoffman, Chris Moore
Camp Three Falls Ventura Ranger	Lee Winagura Campmaster
Camporall Chairman	
Jim Conners	2002 - 2012
Randal Mapstead	2012 - 2018
Chuck Monaco	2019 - 2020

Be Prepared! CAMPORALL will go on as long as weather conditions are safe.

Southern Sierra Council, Boy Scouts of America – 2417 “M” Street, Bakersfield, CA 93301

DAILY SCHEDULE

Day One (Friday)
August 14th

1 p.m. – 9 p.m.
4 p.m. – 9 p.m.

Activity set-up
Check-in / Registration / Campsite set-up begins
All vehicles park in **PARK IN TOMAHAWK FIELD**

Notes:

Scouts and Adults must prepare their own meal or have eaten before arrival.

➤ Registration @ **DINING HALL**

- Troop Adult representative to registration.

9:30 p.m.

Cracker Barrel - Meet at the Dining Hall for Scoutmasters, Crew Advisors and SPL's

- Outdoor Ethics Guide, Chaplain Aides, OA Representative, and Buglers Meet in the assigned areas in front of the Mess Hall in Full Uniform with Task in hand and prepared for their Challenge.
- Camporall Chairman will provide updated information regarding any schedule changes, collect sign-ups for skits songs, etc.
- Chaplain Aides meet with Paul Shaw (Sign-up/Task)
- Outdoor Ethics Guide meet with Maria Brown (Task)
- OA Representative meet with Lodge Chief or Representative/Bill Hurley (Task)
- Sign up to help run an activity
- Bugler(s) Meeting - Sign Up –
(Friday PM/ Saturday AM /Saturday PM /Sunday AM)

*Look for the
meeting place
signs*

10 p.m.

Taps – Buglers Play
Lights Out (Quiet Time in Camp)

THANK YOU

DAILY SCHEDULE

Day Two (Saturday)
August 15th

6 a.m.	Reveille – Buglers Play
7-8 a.m.	Breakfast/Cleanup <ul style="list-style-type: none"> • Adult meal service begins @ 7a.m. for adults in dining hall • SPL Recognition Breakfast with Adults
8:20 a.m.	Assembly at Archery/Tomahawk dirt field – Parade of flags – Troop flag Buglers Play / Field Uniforms for SPL and PL doing Challenges – Activity Uniform for rest of Troop / Colors/ Scout Executive / Council President / Eagle Feather/Announcements/ Activities Assignments/Chaplain Aide Prayer / Patrol Yells / Opening Ceremony (Kudu Horn)
9 a.m. – Noon	Session 1 - Activities Begin <ul style="list-style-type: none"> • Campsite scoring (Inspections) • Trading Post open all day (except lunch) at the Fort • OA Tipi <ul style="list-style-type: none"> • Indian fry bread free • Root beer floats in the afternoon <ul style="list-style-type: none"> • \$5 and includes OA Plastic cup • \$2 for refills in OA cup • Climbing Tower open all day (show up at assigned time)(Closed during Lunch)
Noon – 1:20pm	LUNCH - Activities are closed
1:30–4:30pm	Session 2 – Activities Begin– <ul style="list-style-type: none"> • Campsites closed and off limits, <i>no scouts in campsites</i> • All Scouts must return to activities • Trading Post remains open until 4:00p.m. • 3:30 - 4:30 – (Open Forum to Make up Events from Session 1) • ALL Activities CLOSED AT 4:30 p.m.
3:45 – 4:30p.m.	Totin' Chip Scouts who need these achievements must choose one or the other for these classes. They will not be able to do both, we are NOT offering two sessions.
4:00 – 4:30 p.m.	Firem'n Chit
4:45–6:15 p.m.	Dinner <ul style="list-style-type: none"> • Adult meal service begins @ 5 p.m. in Dining Hall • Eagle Scout Recognition Dinner with adults
6:45 pm 7 p.m.	Assembly for Campfire - Field Uniforms @ Footbridge Parking Lot CAMPFIRE PROGRAM AT FORT (SKITS AND OA CALL OUT) Gene Albetre and drummers
10 p.m.	Cracker Barrel for <u>OA members <i>only</i></u> at Tipi
10 p.m.	Taps (lights out – all quiet) – Buglers Play

DAILY SCHEDULE

Day Three (Sunday)

August 16th

- | | |
|-----------------|--|
| 6:45 a.m. | Reveille – Buglers Play |
| 7–8 a.m. | Breakfast / Cleanup <ul style="list-style-type: none"> • Adult meal service begins @ 7 a.m. in Dining Hall <p><u>Begin breaking down Camp</u></p> |
| 8:45 a.m. | Assembly at Campfire Bowl at Fort – buglers play
Field Uniforms |
| 9–9:15 a.m. | Interfaith Service <ul style="list-style-type: none"> • Led by Troop Chaplain Aides |
| 9:15am – 9:45am | Award Ceremony: Super Troop, Golden Tomahawk and activity ribbons distributed <ul style="list-style-type: none"> – Buglers Play taps as flags retired. Kudu Horn. • TURN IN EVALUATIONS and Check Out IN DINING HALL prior to leaving. • Camp wide area clean-up • See you in 2021 |

No cars allowed at loading parking lot prior to 9:45 A.M.

- | | |
|------------------|---|
| 9:45am – 11 a.m. | Continue to break down camp/activities break down <ul style="list-style-type: none"> • Load Unit Vehicles according to sign out time |
| 9:30am – Noon | Closing Camp Inspections/Checkout |

2020 Camporall Scored Activities

Map of Activities will be handed out at Friday night Cracker Barrel

GOLDEN TOMAHAWK AWARD “TOP PATROL” most total points scored in the activities.

- 1) .22 Caliber Rifles (2 ranges) for points: (10 rounds per scout). **Must have wristband.**
- 2) Archery: (2 Ranges) **Must have wristband.**
- 3) Fire-in-the-Hole: cook two eggs - next to fort (Do you have your Firem'n Chit?)
- 4) Knife throwing: (Do you have your Totin Chip?)
- 5) Tomahawk throwing: (Do you have your Totin Chip?)
- 6) Knot tying:
- 7) Home Repair:
- 8) Atomic Pile
- 9) Merit Badge Relay
- 10) Silent Communication Challenge
- 11) Tire Pyramid Challenge
- 12) Compass Course
- 13) Obstacle Course
- 14) Bicycle Repair
- 15) Blind Fold Tent Set Up
- 16) Religious Emblem Concentration
- 17) Secret Challenge #1
- 18) Secret Challenge #2



Non-Scoring Activities

1. **Climbing Tower: Must have wristband and go during assigned time.**
Webelo's may not participate this year.
2. Totin' Chip Training: Next to the footbridge (3:45pm)
3. Firem'n Chit Training: Next to the footbridge (4:00pm)
4. OA Tipi – Morning Only - Pan Fry Bread (free)
5. Afternoon Only - Root Beer Floats: \$5 and includes OA Plastic cup, \$2 for refills in OA cup. Near Lower event area.



Awards & Scoring

AWARDS

- **CAMPORALL 2020 Participation Patch.**
- **Council Super Troop Flag:** for the top overall scoring Troop. Unit No. sewn on flag.
- **Golden Tomahawk Award:** Brass Tomahawk inscribed with troop patrol name & ribbon for the top overall scoring Patrol for the activities challenges.
 - ✓ 1st Place Ribbons: Patrols scoring in the top bracket overall
 - ✓ 2nd Place Ribbons: Patrols scoring in the intermediate bracket.
 - ✓ 3rd Place Ribbons: Patrols scoring in the beginner bracket.
- **Activities Awards:** First, second and third place patrols for each activities.

SCORING – Patrol Members -

- ✓ **Patrols must have a minimum of five scouts and a maximum of eight scouts.**
- ✓ Patrols are the regular patrols at the time of Camporall.
- ✓ Do not “Stack” the patrol. The SPL or ASPL may be part of a Patrol if needed.

Council Super Troop award is based on a Troop’s total points accumulated from the point categories below: Uniform Inspection, “Time for the Challenge” Theme Project (Hourglass Tower), Troop leadership Projects, SPL Challenge, PL Challenge, Outdoor Ethics Guide Challenge, Chaplain Aide Participation, OA Member Task/Challenge, Campsite Inspection and Patrol Scored Activities.

Super Troop Scoring Summary	Points
Patrol Scored Activities	250
Campsite Inspection	200
“Time for the Challenge” Theme Project	125
Uniform Inspection	100
Senior Patrol Leader Challenge	100
Patrol Leader Challenge	75
Outdoor Ethics Guide Challenge	50
Chaplain Aide - Participation	50
OA Representative – Challenge/Task ★★	50
TOTAL	1,000



All **Tasks** must be completed prior to Camporall and brought to Camp

ACTIVITIES

- At the time of this printing, the following activities are planned; any number of circumstances may result in substituted or eliminated activities.

250 points: Patrol-Scored Activities:

1. Have one patrol score in the top three in any one scoring activity.
(one time only 250 points maximum)

200 points: Campsite Inspection “Time for the Challenge”

- Total points earned for the Inspection are part of the Super Troop Score.
 - Campsites will be inspected from 9:00 a.m. to noon. Scouts & Leaders shall not be in campsites.
1. 25 points: Lash together at Camporall “Clothesline” (2 tripods/with anchor points at each end of line)
click link – <http://www.pioneeringprojects.org/projects/images/pion24.gif>
 2. 10 points: at least one patrol Duty Roster posted on a lashed Tower
 3. 10 points: at least one patrol weekend menu posted on the same lashed Tower.
 4. 25 points: a unit First Aid Kit tied to one leg of the same lashed Tower.
 5. 25 points: display on the top of the same lashed Tower a U.S. flag and Troop Flag
 6. 10 points: Unit number attached to the same lashed Tower.
 7. 25 points: all food stored properly, clean, covered and orderly
 8. 25 points: overall camp cleanliness grounds cleaned of all litter, food, etc.
 9. 25 points: all hand tools and equipment stored in a safe manner
 10. 20 points: **MANDATORY** one shovel, one water bucket, & one fire extinguisher for fire prevention. Propane cooking stoves ONLY.

125 points: Theme Project - “Hourglass Tower” (SEE PAGE 10 bottom for detailed directions)

The completed theme project “8 to 10 ft Hourglass Tower” must be standing completed before the 11:00am to receive the points.

100 points: Uniform Inspection Challenge - <https://filestore.scouting.org/filestore/pdf/34283.pdf>

1. Send a Star or Life or Eagle Scout to Uniform Inspection station (See Map) to be inspected in his FIELD UNIFORM. BSA Uniform Inspection sheet #34283, 2016 printing Only **ONE** scout per TROOP. > **Click link to see inspection sheet:** <https://filestore.scouting.org/filestore/pdf/34283.pdf>
2. **Uniform Inspection – Points applied towards Super Troop score.**

TROOP LEADERSHIP POSITION CHALLENGES

For the following Challenges, a different Scout must be selected for each.

- Total points earned in each Challenge are part of the Super Troop Score.
- Each Challenge will be awarded 1st through 3rd place ribbons
- **TROOP JUNIOR LEADERSHIP POSITIONS.** These positions qualify for rank advancement for Star, Life and Eagle.

100 points: Senior Patrol Leader Challenge

1. 10 points: SPL has patch on uniform
2. 10points: SPL must check in at Friday night Cracker-barrel (9:30pm)
3. 80 points: SPL written test must be taken at the SPL Challenge station.



75 points: Patrol Leader Challenge

Troop selects one Patrol Leader that is best prepared

1. 15 points: Patrol Leader has patch on uniform
2. 60 points: PL written test must be taken at the PL Challenge station.



- 50 points: OUTDOOR ETHICS GUIDE.** - If your troop's Outdoor Ethics Guide cannot attend, bring a designated substitute. Troop OEG scout must check in at Friday night's OEG meeting at the 9:30 Cracker-barrel meeting at the dining hall
1. 25 points - have the "Outdoor Ethics Guide" patch in the correct position on the scout uniform
 2. 25 points - Meet with Maria Brown, Leave No Trace Advocate. There will be a knowledge and experience based challenge. All information can be found in Chapter 7 of the Scouts BSA Handbook.

50 points: CHAPLAIN'S AIDE - The Chaplain Aide program provides an opportunity for all Scouts to learn from each other about how a Scout can do his duty to God, as well as grow in his own faith. If your troop's Chaplain's Aide cannot attend, bring a designated substitute

1. 25 points - have the "Chaplain's Aide" patch in the correct position on the scout uniform
2. 25 points – Chaplain's Aide must check in at Friday night's Chaplain's Aide meeting with the designated leader at the 9:30 meeting at the dining hall. Meet with the Assigned Paul Shaw, Sign - Up for Participation responsibilities.

Chaplain Aide (A Scout is Reverent)

The Chaplain Aide program provides an opportunity for all Scouts to learn from each other about how a Scout can do his duty to God, as well as grow in his own faith.

- If your troop does not have a Chaplain Aide select a scout.
- Make the 12th point of the Scout Law (reverent) more meaningful in life
- Promote a greater understanding of and appreciation for all religions

CAMPORALL Schedule for Chaplain Aides

- Friday Night 9:30 p.m. at Dining Hall Chaplain Aide for weekend program briefing.
- Saturday Morning meet at flagpole. Chaplain Aides lead CAMPORALL in opening prayer.
- Saturday Night Campfire: Chaplain Aides lead CAMPORALL in prayer.
- Sunday Morning Interfaith Service:
 - Meet 8:30 AM at Campfire Bowl at Fort prior to 8:45 AM assembly
Chaplain Aides lead CAMPORALL in Interfaith Service

50 points: OA REPRESENTATIVE

If your troop's OA Representative cannot attend, bring a designated youth OA member substitute.

1. 10 points - have the "OA Representative" patch in the correct position on the scout uniform
2. 20 points - Member / Member in Good Standing / (Presentation for new troops)
3. 20 points - Scout must check in at Friday night's meeting at the 9:30 Cracker-barrel meeting at the dining hall with Lodge Chief, Johnathon Juarez and Lodge Advisor, Bill Hurley.

Challenge and Task – Task provide a Document with the following –

- Troop Unit Number, List of Campouts & Outings for January – May
- Number of Leaders and Youth that attended (January - April)

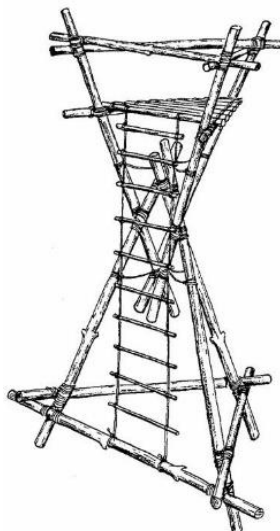
Super Troop Scored Challenges. Points apply toward Super Troop score.

- Senior Patrol Leader Challenge
- Patrol Leader Challenge – send one patrol leader
- Uniform Inspection Challenge - Send a Star or Life or Eagle Scout in his FIELD UNIFORM. Only **ONE** scout per TROOP.

1. **Theme project: Hour Glass Signal Tower – To represent the “Time for the Challenge”**

1. These will be set up near the parking lot like by the lower events (like last year)
2. **Construction:** The tower is constructed from two large pyramids interlocked together. It must be built on its side then raised vertically with the aid of an additional tripod of spars. Care must be taken to ensure that all the equipment used is in excellent condition and that the lashings are really tight. It is recommend that you make a model from garden canes or wooden skewers first as this will help you to see where things are meant to go and how the tower fits together - everything looks very different when lying on its side!
3. Rough Guidelines for build:
 - Using 3 x 5-8ft spars and a figure of 8 lashing, build a tripod.
 - Using square lashings, fix 3 x 5-8ft spars across the butt ends. (a) This is the base unit - lay it on its side.
 - Prepare a second tripod with 3 more 5-8ft long spars.
 - Feed one leg of the tripod through the apex of the base unit. Complete the top unit by lashing 3 x 5-8ft spars close to the butt ends - this will form the handrail.
 - Once the frames have been positioned correctly, lash the main spars together using square lashings. Note: although the spars cross at an acute angle, you must use a square lashing.
 - Add additional strength by lashing the apex of each tripod to the opposite main spars using a round turn and two half hitches.
 - Use two ropes to keep the tower steady as it is raised.
 - Once the tower is upright, check that the top is level. Lower it again and make any necessary adjustments.
 - While the tower is horizontal, fit the platform by lashing the 3 x 5ft spars about 3ft below the handrail and lashing the light spars across them.
 - Attach the rope ladder to the platform and the lower horizontal spar. (Optional)
 - Attach guy ropes to the main spars above the hand rail.
 - Raise the tower.
4. Safety Signs Wording: Tower Closed/Open Sign (Posted as “Closed”) attached to tower
5. Guidelines attached to safely secure tower in place.
6. Completed by 11:00am

Click this BSA link for full information: <https://scoutpioneering.com/2013/08/06/jamboree-pioneering-area-hourglass-tower/>



Logistics and Operations

(in order of activity)

UNIFORM STANDARDS – BSA is a uniformed organization

- Scouts & Scouters must abide by BSA standards as follows:
 - Field Uniform: Travel to and from Camporall
 - Field Uniform: Major assemblies such as Friday SPL Cracker barrel, Saturday SPL Breakfast, Saturday Eagle Dinner, Saturday evening Campfire, Sunday morning Assembly and Interfaith Service.
 - Saturday Morning Assembly –THOSE PARTICIPATING IN THE PARADE OF FLAGS FULL FIELD UNIFORM (SPL & ASPL). Activity Uniform for all other Scouts.
 - Activity Uniform: Patrols or Troops should be in a uniform t-shirt with pants or some form of “common look” clothes when not in Field Uniform.
 - **Camo pattern is NOT approved BSA uniform clothing.**
 - **Closed toe shoes are mandatory for all activities.**

PARKING REGULATIONS: 2020 > Parking Area inside the entry gate where the Tomahawks are.

- **Parking: Wait your turn in line ‘til directed to drive thru the metal entry gate to the new parking area.** that is where units will park their vehicles. There will be parking guides at the entry driveway gate.
- **Place parking troop info placard on dash of car. Placard will be given you at entry gate.**

Troops have two options for offloading Scouts and equipment:

- **Option One** – park vehicle at the Tomahawk parking area and backpack/walk up the road to the footbridge and your campsite;
- **Option Two** – When directed, drive through the camp entry gate single lane road to the turnaround parking area and offload scouts and equipment. Return and park at the Tomahawk parking area. Attach Unit No. to your tent.
 - **Backpack** and carry your unit’s equipment to your assigned camping area. Return wagons!!!
 - **Adult tent camping:** Adults will set up their tents in the “Corral” area immediately left of the footbridge where the large BBQ pits are. **Adult leaders** attach a **Unit Number Sign** to make it easier to find you in an emergency. All units are required to carry a first aid kit.
- **Vehicle entrance into the CAMPORALL site will be regulated.**
- **CAMPORALL Staff will direct drivers to designated drop-off areas.**
- **Vehicles will be allowed to drop Scouts/equipment off in the Turnaround Parking Lot.**
- **Units sponsoring an activity may drive into the Activities Area to drop off and pick up activities related gear only but must not remain parked unless authorized.**
- Placarded STAFF vehicles only are allowed to park in the offloading parking lot area.
- Vehicles must travel on designated roads only.
- **All vehicles must be parked at the designated Tomahawk parking area, not troop campsites.**
 - ✓ Please obey traffic signs indicating one-way traffic flow.
 - ✓ **Do not leave vehicles unattended** in the traffic areas and car offloading lot.

Prohibited: driving your car in the camping areas. NO CARS IN CAMP!

CHECK-IN (IN DINING HALL) Adult leader finalizes registration.

REGISTRATION – At Friday registration, the following items are **Mandatory**

- Turn in a separated roster of all attending youth scouts and attending troop adults with their Medical Forms A and B. Click link for form download - click "All Scouting Events."
- Provide – Appropriate Activity Participation Forms
 - Unit Roster – Youth and Adults on Campgrounds
<http://www.sscbsa.org/files/d/usr/1321/Roster.docx>
 - BSA Archery parent permission form.
<http://www.sscbsa.org/files/d/usr/1321/Archery%20Permission%20Form.docx>
 - BSA Rifle parent permission form. (**NEED 5 COPIES**)
<http://www.sscbsa.org/files/d/usr/1321/Rendezvous/CA%20Firearm%20Authorization.pdf>
 - BSA Activity Consent parent permission form. Click “Activity Consent Form and Approval by Parents or Legal Guardian”
<https://www.scouting.org/health-and-safety/forms/>
 - BSA Medical parts A & B parent permission form.
<https://www.scouting.org/health-and-safety/ahmr/>

FIRST AID – Call 911 for major medical needs

The Health Lodge / First Aid building on site at the CAMPORALL will be staffed and open for all Scouts and Adult Leaders during 6am Saturday to 12 Noon Sunday.

EMERGENCY PROCEDURES – All units to assemble in asphalt parking lot at footbridge.

TWO-DEEP LEADERSHIP REQUIRED PER BSA POLICY

It is **MANDATORY** that at least two adult leaders camp with their troop. Adult leaders must have Youth Protection Training (YPT) on their person.

BUDDY SYSTEM

Scouts and leaders alike are to use the “Buddy System” at all times. Do not leave and go anywhere by yourself and keep your buddy informed of your whereabouts.

RESTROOM FACILITIES

Horseplay or vandalism in any bathroom will result in expulsion from CAMPORALL.

Adults: Flush toilet restrooms and showers are for adults only by dining room.

- There will be women’s facilities available for attendees, leaders, and staff. They are to be used by women **ONLY!**

Scouts: All toilet facilities (buildings or Blue Porta-Potties) are considered BSA property.

- Scoutmasters must appoint a toilet monitor from your unit.
- Report malfunctions to camp Ranger at the Dining Hall.
- **All Scouts are restricted to blue Port-A-Potties.**
- **There will be Port-a-Potties labeled for female & male scouts - Use only appropriate facility**



MEALS, FOOD AND COMPLIMENTARY SPL & EAGLE SCOUTS

- All Units are expected to provide their own food and prepare their own meals.
- Adult leaders have the option of purchasing their meals to allow more time to teach and supervise their Scouts. \$30 for the weekend; \$10 single meal. Saturday breakfast, lunch, dinner & Sunday breakfast.
- Complimentary Saturday breakfast for SPL. Dine with Adult Leaders.
- Complimentary Saturday dinner for youth Eagle Scouts. Dine with Adult Leaders.

CAMP AND COOKING FIRES - FIRES are PROHIBITED

- **Propane stoves ONLY** for cooking and lanterns (or battery)
- Group BBQ pits next to the dining hall maybe used for Dutch Ovens
- Improper campfire procedures may result in Super Troop disqualification.
- **Smoking** is only allowed at the designated smoking area in the drop off parking lot.

WATER – potable water is available throughout Camp Three Falls.

TRASH AND GARBAGE – “Pack It In, Pack It Out.” THANK YOU

If trash receptacles are full, don't leave your trash on the ground, take it home. Each unit must provide their own trash bags and remove all refuse from their campsite. All trash must be hauled to the big Dumpster near the footbridge creek crossing. Restrooms and restroom trash receptacles are not for campsite trash.

PROHIBITIONS

Camporall conforms to the Guide for Safe Scouting. Accordingly:

- **NEITHER BULLYING NOR HAZING OF ANY KIND WILL BE TOLERATED**
- Scouts are **PROHIBITED** from using - and items will be confiscated: Sheath Knives, **ELECTRONIC DEVICES** (Electronic Entertainment Devices, Televisions, Radios, Video Games, CD Players, MP3 Players, iPods, cell phones), Fireworks, Firearms. Confiscated items will be returned to the Scoutmaster or Unit Leader.
- Scouts are not to roam through other campsites. A scout may enter the camping area of another troop only by “asking for and receiving permission.”
- Scouts are not permitted in the Adult Leader camps, unless permission is requested and granted.
- Scouts are expected to participate in the activities at the prescribed times. Campsites are off limits during activity times.
- Scouts are always expected to remain within the CAMPORALL area . Scouts must remain in their camping area and are not allowed to leave between taps and reveille unless on authorized errands.
- All Scouts and their units are required to follow the “Leave No Trace” policies and the “Outdoor Code” of the BSA. “As an American I will do my best to be clean in my outdoor manners, be careful with fire, be considerate in the outdoors, and be conservation-minded.”
- No pets are allowed unless pre-authorized by CAMPORALL Chairman.
- Knives: No sheath knives! All Scouts who possess a knife while attending Camporall must have his **Totin' Chip** in his possession. Otherwise, knives will be taken away.
- Destroying, trashing or defacing the property of other Scouts, the property of the BSA will result in the offending scout's automatic dismissal and his or her Troop will be charged for the repairs.

TRADING POST – at the FORT (Bring your own container such as a Sierra Cup)

- Scouts will need money if they wish to purchase some extra supplies and/or snack food for the weekend. Bring quarters and one-dollar bills, please.
- **CAMPFIRE PROGRAM:**

Saturday: Every Troop is expected to attend (Scout Spirit). The program begins at **7 p.m.** The Order of the Arrow will call out new candidates. Skits and Songs hosted by individual patrols or troops will keep us laughing.

- Each Unit is expected to sign up to present a Skit or a Song. However, the Camporall Chairman must approve all songs and skits before the Campfire.
- Points will not be lost if your Unit's approved skit or song is not selected.
- Field Uniforms are required and wear your OA Sash if applicable!
- Wear warm clothing over or under uniforms, as it tends to be cold.
- **Bring a tarp or ground cloth to sit on.**
- **Folding chairs for adults** are recommended. Seat cushions for scouts sitting on Benches.

EARLY CHECK OUT

If an individual or Unit must leave early for any reason, the Camporall Chairman must be notified. Notify the Registrar at Check In if your unit is planning to leave before Sunday morning.

INTERFAITH SERVICE: Meet at Fort Campfire bowl.

Sunday Morning. Assemble 8:45 a.m. – Service 9 a.m.

All Units are strongly encouraged to participate. Unit Chaplain Aides will receive instruction Friday night and will be involved in leading the Interfaith Service on Sunday morning.

CAMPWIDE CLEAN-UP (A Scout is Clean)

All units will help police the common areas of the campgrounds following the Sunday morning assembly. This project will only take about 30 minutes to complete if everyone pitches in.

DEPARTING INSPECTIONS

Contact Camporall staff in Dining Hall to have your campsite inspected to be litter-free. Staff will then give your unit the OK to leave your campsite. Hand in at the Dining Hall Scout and Adult evaluation forms.

COOK SHACK ADULT MENU (subject to change)

MUST have prepaid wristband to eat.

Punch Cards available for purchase: Weekend Pass: \$30. Individual Meal: \$10

FRIDAY DINNER – FOR STAFF ONLY

Chili (Plus Vegetarian version)
Chili Toppings (cheese, onions, sour cream & jalapenos)
Corn Bread (Plus GF version)
Salad

FRIDAY

(9:30 p.m.)

CRACKER-BARREL ONLY

Frito Boats
Fruit Tray
Bread Pudding (Plus GF version)

SATURDAY DINNER

(5 p.m.)

(Eagle Scouts included)
Memphis BBQ Chicken
Baked Potato
Secret Caesar Salad
Rolls
Texas Sheet Cake (GF dessert - cookies)

SATURDAY BREAKFAST

(7:00 am)

Mexican Egg Tacos
Sausage Links
Flour & Corn Tortillas
Country Potatoes
Salsa & Jalapenos
Bananas & Oranges

SUNDAY BREAKFAST

(7 a.m.)

Breakfast burritos
Fruit
Scrambled Eggs

SATURDAY LUNCH

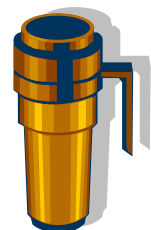
(Noon)

Roast Turkey Sandwich
Grilled Cheese (Vegetarian Option)
Creamy Tomato Basil Soup
Chips
Cookies
Apples & Oranges
Pickles

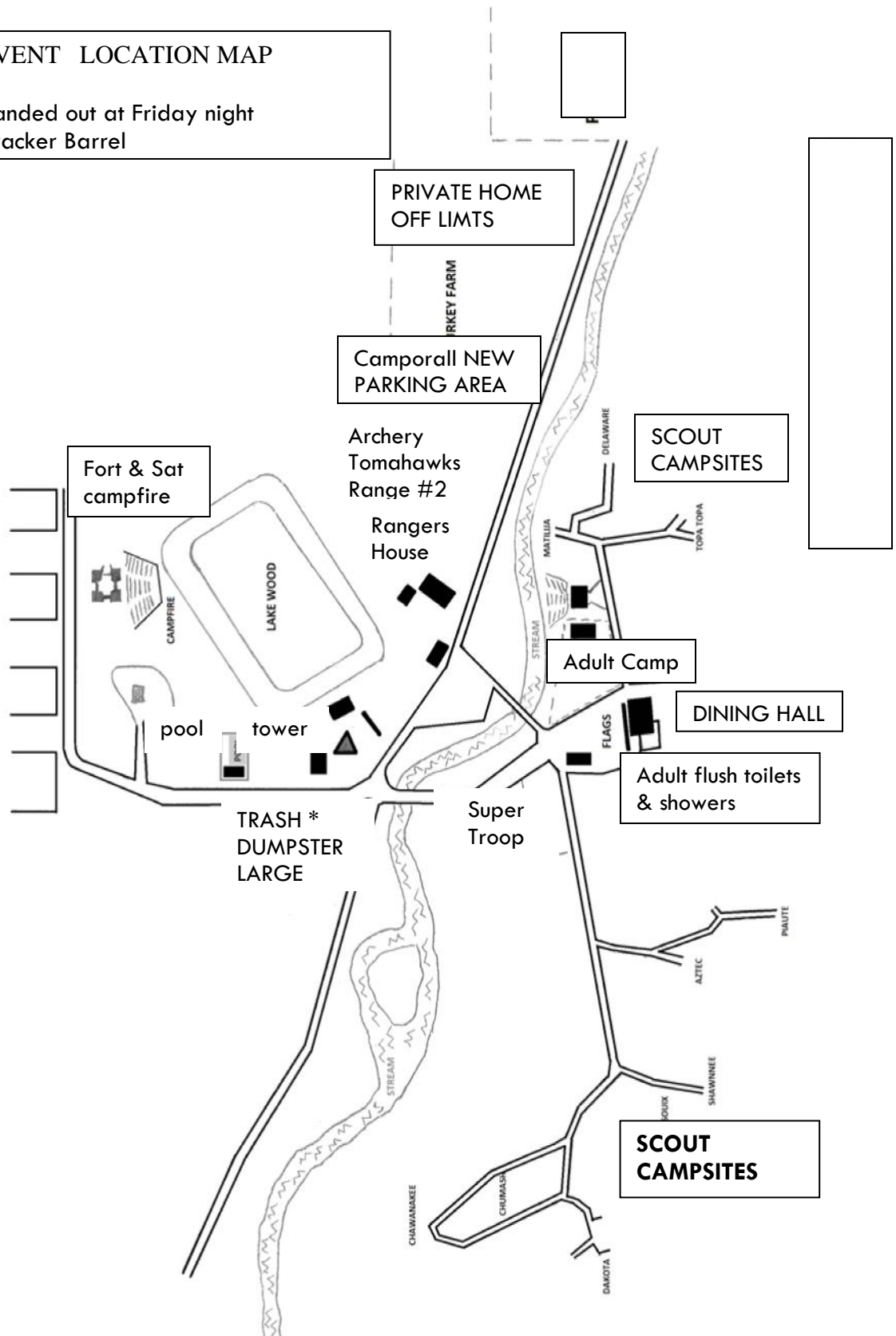
BEVERAGES

Coffee
Hot Chocolate
Lemonade
Ice Tea
Water

**Bring your OWN mug for
hot and cold beverages.
Help us save the
environment.**



EVENT LOCATION MAP
Handed out at Friday night
Cracker Barrel



DUE NO LATER THAN 10:30 AM SATURDAY

CAMPFIRE SKIT PARTICIPATION RESERVATION

*Please provide the information requested below completely.
SPL Breakfast Ticket will be provided when this form is submitted.*

If scouts from your unit wish to participate in the Saturday campfire program, this form must be submitted to the Camporall Chairman no later than 10:30am on Saturday before the activities begin. Due to time constraints, only one activity may be submitted per Unit. **This is Scout Spirit.**

The Camporall Chairman has the final decision over which activities will be performed.

- Your Troop will be notified prior to Dinner on Saturday of your activity's position in the Campfire program.
- To conserve time, please ensure that your unit's performers are ready and assembled to one side of the Campfire area a few moments before your performance time. Tardiness may result in your performance being skipped.

Unit # _____ Unit Type (circle one) Troop Team Staff Guest

Patrol Name (if performed by a specific Patrol) _____

Activity Leader _____

Activity Type (circle one) Cheer Song Skit

Activity Title _____

Estimated Time Required: _____ min Number of Participants _____

Write a Brief Description:

Props and Staging Needed:

THANK YOU

CAMPORALL PATROL INFORMATION

TROOP / UNIT NUMBER: _____

PATROL NAME REQUIRED 5-9 SCOUTS PER PATROL

1st Patrol Name: _____ No. of Scouts in Patrol: _____

2nd Patrol Name: _____ No. of Scouts in Patrol: _____

3rd Patrol Name: _____ No. of Scouts in Patrol: _____

4th Patrol Name: _____ No. of Scouts in Patrol: _____

TROOP ARRIVAL AND DEPARTURE TIME INFO:

Troop / Unit Number: _____

➤ FRIDAY ARRIVAL TIME APPROX, AUG 14TH _____

➤ SUNDAY DEPARTURE TIME AUG 16TH _____

➤ SATURDAY EARLY DEPARTURE TIME APPROX. AUG 15TH _____

➤ Each Unit is requested to provide two people who will help run an activity. (PLEASE PRINT)

Name _____ Email: _____

Name _____ Email: _____

• SCOUTMASTER'S EMAIL & PHONE #:

• NAME _____

Email: _____ Cell Phone no. _____

SOUTHERN SIERRA COUNCIL

ONLINE REGISTRATION is OPEN

Camporall 2020

Unit Registration Form

Deadline to submit to Scout office: Wednesday, April 10th

CONTACT: _____ **PHONE:** _____

EMAIL: _____

UNIT# _____ **DISTRICT:** _____

of Boy Scouts, Ventures, etc. _____ @ \$ 30 = _____

of Adults – no meals _____ @ \$ 30 = _____

of Adults – with meals _____ @ \$ 60 = _____

Grand Totals: _____

Office Receipt # _____

_____ CHARGE UNIT ACCOUNT _____ CHECK _____ CASH _____ CREDIT CARD

➤ Check-in will run from 4-9:30 p.m.

ADULT WEEKEND 4 MEALS: \$30:

- Adults will be served Saturday breakfast, lunch, dinner and Sunday breakfast by purchasing a \$30 card.
- Single meals may be purchased for \$10 each.
- Complementary Friday night Cracker barrel 9:30 p.m.

Directions to Camp Three Falls:

Take I-5 South to Frazier Mountain Parkway Off-ramp. Stay on Frazier Mountain Rd and turn left onto Lockwood Valley Road. Take Lockwood Valley road for just

Over 8 Miles to Boy Scout Road. Camp Three Falls is at the end of Boy Scout Road 3 miles

Camp Three Falls is approx. 60 miles taking about one hour and 15 minutes.

MAP TO CAMP THREE FALLS

CAMP ADDRESS:

**CAMP THREE FALLS
12260 BOY SCOUT CAMP ROAD
FRAZIER PARK, CA 93225**

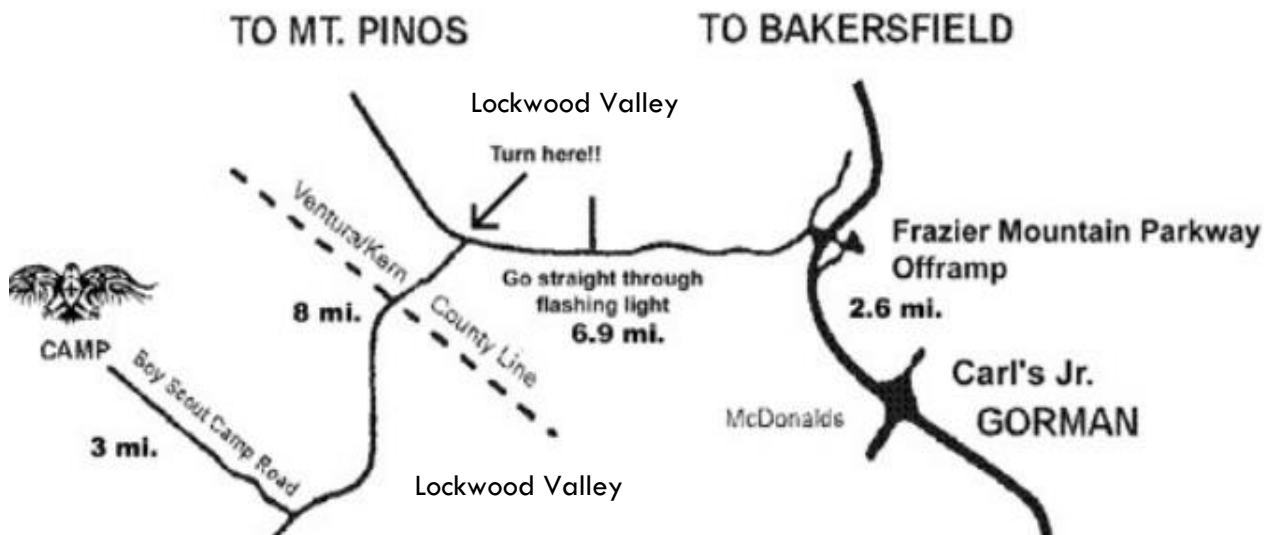
**For Summer Camp Information
and Reservations Call: (805) 482-8938**

**For Non-Summer Camp Information
and Reservations Call: (661) 245-1206**

INFORMATION & RESERVATIONS:

**VENTURA COUNTY COUNCIL, BSA
509 DAILY DRIVE
CAMARILLO, CA 9310-5820
(805) 482-8938 FAX (805) 484-9172**

www.vccbsa.org





BOY SCOUTS OF AMERICA

SOUTHERN SIERRA COUNCIL

Scouting Participation and Hold-Harmless Agreement (Archery)

_____ (Unit, District or Council) is conducting a shooting sports program. Scouts will be instructed how to handle, maintain, and shoot Archery safely and be provided instruction to increase their shooting skills. Scouts will have classroom instruction and range instruction in which they will shoot Archery under the supervision of a trained USA Archery Level 1 or higher certified Archery Instructor. Scouts will be required to wear arm-guard and finger tabs protection while on the range. Scouts are expected to abide by all safety rules and the instructions of the USA Archery Level 1 or higher Archery Instructor(s). I, the undersigned, give my child, _____, permission to participate in this program. I understand that participation in the activity involves a certain degree of risk. I have carefully considered the risk involved and have given consent for my child to participate in the activity. I understand that participation in the activity is entirely voluntary and requires participants to abide by the rules and standards of conduct. I release the Boy Scouts of America, the local council, the activity coordinators, and all employees, volunteers, related parties, or other organizations associated with the activity from all claims or liability arising out of this participation. I understand that any additional cost associated with participation in this program will not be refunded if my child is removed due to behavioral problems. For safety, my child and I agree that he/she will do the following or he/she will be removed from the program:

1. Complete the training offered as part of the program.
2. Wear all safety gear while on the range.
3. Follow all safety rules provided in the training class.
4. Follow the instructions of the USA Archery Level 1 or higher Archery Instructor.
5. Do not handle an archery equipment until instructed to do so by the USA Archery Level 1 or higher Archery Instructor.
6. Follow the instructions of the USA Archery Level 1 or higher Archery Instructor.
7. Is registered as a Scout, Sea Scout, or Venture.

Participant signature _____ Date: _____

Parent/guardian signature _____ Date: _____

Parent/guardian printed name _____ Date: _____

Home phone _____ Cell phone _____

May 26, 2017



BOY SCOUTS OF AMERICA®

Unit#

CALIFORNIA RIFLE AND SHOTGUN PARENTAL/LEGAL GUARDIAN PERMISSION FORM

I, _____, parent or legal guardian of _____,

(Print Name of Parent or Legal Guardian)

(Print Name of Child)

hereby give my child express permission and consent to be loaned and possess firearms (handguns and long guns) and ammunition to engage in lawful, recreational sport, including target practice, and/or a course of instruction in the safe and lawful use of a handgun. (Cal. Penal Code §§ 27945, 29610, 29615, 29650, 29655; 18 U.S.C § handguns, long guns, or shotguns that may lawfully loaned to and possessed by a minor under state and federal law.

I also give my child express permission and consent to possess, and for a person to loan to my child, a “BB Device” as defined in Cal. Penal Code *16250. (Cal. Penal Code § 19915).

This consent is valid, absent my express revocation thereof, for the calendar year of _____.

(Calendar Year)

A photocopy or facsimile of this written consent will serve as an original.

I represent that I am (1) the parent or legal guardian of the minor named above and (2) not prohibited by Federal, state, or local law from possessing a firearm. I agree to indemnify and hold harmless the Boy Scouts of America, and any local Council and all officers, members, employees, and volunteers thereof, from all losses, damages, causes of action, cost and expenses, arising from any false statements or representations made by me herein.

Please bring at least four (4) copies of this form to camp with your child. One (1) copy must remain in your , and one (1) copy should be provided to the owner of the firearm.

Last Name

First Name

Signature of Parent or Legal Guardian

Date

**ACTIVITY CONSENT FORM AND APPROVAL BY PARENTS OR LEGAL GUARDIAN
 FORMULARIO DE CONSENTIMIENTO Y APROBACIÓN DE ACTIVIDAD POR PARTE
 DE LOS PADRES DE FAMILIA O TUTORES**

The recommended use of this form is for the consent and approval for Cub Scouts, Boy Scouts, Varsity Scouts, Venturers, and guests to participate in a trip, expedition, or activity. It is required for use with flying plans.

El uso recomendado de este formulario es para obtener el consentimiento y aprobación para Cub Scouts, Boy Scouts, Varsity Scouts, Venturers, e invitados para participar en un viaje, expedición o actividad. Es obligatorio para su uso con planes de vuelo

First name of participant _____ Middle initial _____ Last name _____
 Nombre del participante _____ Inicial del segundo nombre Apellido _____
 Birth date (month/day/year) _____ / _____ / _____ Age during activity _____
 Fecha de nacimiento (mes/día/año) _____ Edad al momento de realizar la actividad _____

City _____ Address Domicilio _____ State _____ Zip _____
 Ciudad Estado Código postal _____
 Has approval to participate in (name of activity, orientation flight, outing trip, etc.) _____ From _____ to _____
 Tiene la aprobación para participar en (nombre de la actividad, vuelo de orientación, excursión, etc.) _____ De (Date) a (Date)
 (fecha) (fecha)

INFORMED CONSENT, RELEASE AGREEMENT, AND AUTHORIZATION

I understand that participation in Scouting activities involves the risk of personal injury, including death, due to the physical, mental, and emotional challenges in the activities offered. Information about those activities may be obtained from the venue, activity coordinators, or local council. I also understand that participation in these activities is entirely voluntary and requires participants to follow instructions and abide by all applicable rules and the standards of conduct.

In case of an emergency involving my child, I understand that efforts will be made to contact me. In the event I cannot be reached, permission is hereby given to the medical provider to secure proper treatment, including hospitalization, anesthesia, surgery, or injections of medication for my child. Medical providers are authorized to disclose protected health information to the adult in charge and/or any physician or health care provider involved in providing medical care to the participant. Protected Health Information/Confidential Health Information (PHI/CHI) under the Standards for Privacy of Individually Identifiable Health Information, 45 C.F.R. §§160.103, 164.501, etc. seq., as amended from time to time, includes examination findings, test results, and treatment provided for purposes of medical evaluation of the participant, follow-up and communication with the participant's parents or guardian, and/or determination of the participant's ability to continue in the program activities.

With appreciation of the dangers and risks associated with programs and activities including preparations for and transportation to and from the activity, on my own behalf and/or on behalf of my child, I hereby fully and completely release and waive any and all claims for personal injury, death, or loss that may arise against the Boy Scouts of America, the local council, the activity coordinators, and all employees, volunteers, related parties, or other organizations associated with any program or activity.

NOTE: The Boy Scouts of America and local councils cannot continually monitor compliance of program participants or any limitations imposed upon them by parents or medical providers. List any restrictions imposed on a child participant in connection with programs or activities below and counsel your child to comply with those restrictions.

CONSENTIMIENTO INFORMADO, CONVENIO DE EXONERACIÓN Y AUTORIZACIÓN

Entiendo que la participación en actividades Scouting implica el riesgo de lesiones personales, incluyendo la muerte, debido a los retos físicos, mentales y emocionales en las actividades que se ofrecen. Se puede obtener información sobre dichas actividades en la sede, con los coordinadores de la actividad o el concilio local. También entiendo que la participación en estas actividades es totalmente voluntaria y requiere que los participantes sigan instrucciones y acaten todas las reglas y normas de conducta pertinentes.

En caso de que mi hijo se vea involucrado en una emergencia, entiendo que se realizarán esfuerzos para contactarme. En caso de que yo no pueda ser localizado, por este medio otorgo permiso al proveedor de servicios médicos para garantizar el tratamiento adecuado, incluyendo hospitalización, anestesia, cirugía o inyecciones de medicamentos para mi hijo. Los proveedores de servicios médicos están autorizados a revelar información médica protegida al adulto a cargo, médico o proveedor de servicios médicos involucrado en la prestación de atención médica para el participante. La Información de salud protegida/Información médica confidencial (PHI/CHI, por sus siglas en inglés) bajo los Estándares de privacidad de información médica individualmente identificable, 45 C.F.R. §§ 160.103, 164.501, etc., y siguientes, como se enmiendan de vez en cuando, incluyen resultados de reconocimientos médicos, resultados de pruebas y el tratamiento proporcionado para fines de evaluación médica del participante, seguimiento y comunicación con los padres o tutor legal del participante, o determinación de la capacidad del participante para continuar en las actividades del programa.

Con reconocimiento de los peligros y riesgos asociados con los programas y actividades incluyendo preparativos y transportación hacia y desde la actividad, en mi propio nombre o en nombre de mi hijo, por este conducto eximo total y completamente, y renuncio a cualquiera y toda reclamación por lesiones personales, muerte o pérdidas que puedan surgir, a la organización Boy Scouts of America, el concilio local, los coordinadores de la actividad y todos los empleados, voluntarios, grupos involucrados, u otras organizaciones asociadas con cualquier programa o actividad.

NOTA: La organización Boy Scouts of America y los concilios locales no pueden vigilar continuamente el cumplimiento de los participantes del programa o cualquier limitación impuesta sobre ellos por los padres o proveedores de servicios médicos. Enumerar más abajo las restricciones impuestas a un niño participante en relación con los programas o actividades.

List participant restrictions, if any: _____ Restricciones del participante, si existen: _____ None

None _____
 Participant's signature _____ Date _____
 Firma del participante _____ Fecha _____

Parent/guardian printed name Parent/guardian signature _____ Date _____
 Nombre con letra de molde del padre de familia/tutor Firma del padre de familia/tutor _____ Fecha _____

Area code and telephone number (best contact and emergency contact) _____ Email (for use in sharing more details about the trip or activity) _____
 Código de área y número telefónico (primer contacto y contacto de emergencia) _____ Correo electrónico (para informar más detalles sobre el viaje o actividad) _____

Contact the adult leader with any questions:
 Póngase en contacto con el líder adulto si es que tiene preguntas:

Name _____ Phone _____ Email _____
 Nombre _____ Teléfono _____ Correo electrónico _____



ROSTER

Please use your troop account at my.scouting.org to print out the roster list of scouts and adults attending, because each attendee must be verified as registered with the national Boy Scouts of America organization.

Unit leader _____ Unit _____ District _____

Camp _____ Campsite _____

Adult Leaders	Date in Camp	Emergency Contact	Emergency Phone	Date of Youth Protection Training
Primary				

As the unit leader responsible for Youth Protection training in this unit, I verify that the above adult leaders have completed Youth Protection Training on the dates listed.

NAME (Print) _____ SIGNATURE: _____

Youth Names	Rank	Age	Emergency Contact	Emergency Phone